







An ISO 9001 :2015 Certified

**AiNS**™  
COMPUTER INSTITUTE



# REACT JS

## SYLLABUS



# Table of Contents

**About the Tutorial**

**Audience**

**Prerequisites**

## 1. ReactJS - Introduction

**React versions**

**Features**

**Benefits**

**Applications**

## 2. ReactJS - Installation

**Toolchain**

**The serve static server**

**Babel compiler**

**Create React App toolchain**

## 3. ReactJS - Architecture

**Workflow of a React application**

**Architecture of the React Application**

## **4. React — Creating a React Application**

**Using CDN**

**Using Create React App tool**

**Files and folders**

**Source code of the application**

**Customize the code**

**Run the application**

**Using custom solution**

**ReactJS - Using Rollup bundler**

**Using Parcel bundler**

## **5. React — JSX**

**Expressions**

**Functions**

**Attributes**

**Expression in attributes**

## **6. ReactJS — Component**

**Creating a React component**

**Creating a class component**

**Creating a function component**

## 7. React — Styling

**CSS stylesheet**

**Inline Styling**

**CSS Modules**

## 8. React — Properties (props)

**Create a component using  
properties**

**Nested components**

**Use components**

**Component collection**

## 9. React — Event management

**Introduce events in Expense  
manager app**

## **10. React – State Management**

**What is state?**

**State management API**

**Stateless component**

**Create a stateful component**

**Introduce state in expense manager app**

**State management using React Hooks**

**Create a stateful component**

**Introducing state in expense manager app**

**Component Life cycle**

**Working example of life cycle API**

**Life cycle api in Expense manager app**

**Component life cycle using React Hooks**

**React children property aka Containment**

**Layout in component**

**Sharing logic in component aka Render**

**props**

**Pagination**

**Material UI**

## **11. React – Http client programming**

**Expense Rest Api Server**

**The fetch() api**



## 12. React – Form programming

**Controlled component**

**Uncontrolled Component**

**Formik**

## 13. React – Routing

**Install React Router**

**Nested routing**

**Creating navigation**

## 14. React – Redux

**Concepts**

**Redux API**

**Provider component**

## 15. React – Animation

**ReactJS**

**React Transition Group**

**Transition**

**CSSTransition**

**TransitionGroup**

## **16. React — CLI Commands**

**Creating a new application**

**Selecting a template**

**Installing a dependency**

**Running the application**

## **17. React — Building and Deployment**

**Building**

**Deployment**